



Turfgrass Management of Bermudagrass Football Fields

The Oklahoma Cooperative Extension Service Bringing the University to You!

The Cooperative Extension Service is the largest, most successful informal educational organization in the world. It is a nationwide system funded and guided by a partnership of federal, state, and local governments that delivers information to help people help themselves through the land-grant university system.

Extension carries out programs in the broad categories of agriculture, natural resources and environment; family and consumer sciences; 4-H and other youth; and community resource development. Extension staff members live and work among the people they serve to help stimulate and educate Americans to plan ahead and cope with their problems.

Some characteristics of the Cooperative Extension system are:

- The federal, state, and local governments cooperatively share in its financial support and program direction.
- It is administered by the land-grant university as designated by the state legislature through an Extension director.
- Extension programs are nonpolitical, objective, and research-based information.

- It provides practical, problem-oriented education for people of all ages. It is designated to take the knowledge of the university to those persons who do not or cannot participate in the formal classroom instruction of the university.
- It utilizes research from university, government, and other sources to help people make their own decisions.
- More than a million volunteers help multiply the impact of the Extension professional staff.
- It dispenses no funds to the public.
- It is not a regulatory agency, but it does inform people of regulations and of their options in meeting them.
- Local programs are developed and carried out in full recognition of national problems and goals.
- The Extension staff educates people through personal contacts, meetings, demonstrations, and the mass media.
- Extension has the built-in flexibility to adjust its programs and subject matter to meet new needs. Activities shift from year to year as citizen groups and Extension workers close to the problems advise changes.

Dennis Martin
Extension Turfgrass Specialist


The first step in developing a turfgrass management program for a football field is to understand the various component areas that make up the entire field. A regulation football field is 360 feet long and 160 feet wide, or 57,600 square feet, or 1.32 acres. Look at the field as 58 units of 1,000 square feet each and break the field down into component areas including the central playing area, the outer playing area, and the end zones (Figure 1). If you know the area of each component, it is easy to determine the supplies (i.e., fertilizer, herbicides, seed, sod, etc.) you will need to maintain that area. It will also help when scheduling labor to do the various jobs.

A second consideration is the development of turfgrass maintenance practices to ensure a healthy stand of turf. A calendar of proposed management practices should be developed which take into account low, medium and high requirements for labor and materials needed for the different management areas on the field. The calendar can be divided into cultural practices which promote growth (i.e., watering, fertilizing, aeration, etc.), and those that prevent pest problems from occurring (i.e., weeds, insects, and disease).

Oklahoma Cooperative Extension Fact Sheets are also available on our website at: <http://osufacts.okstate.edu>

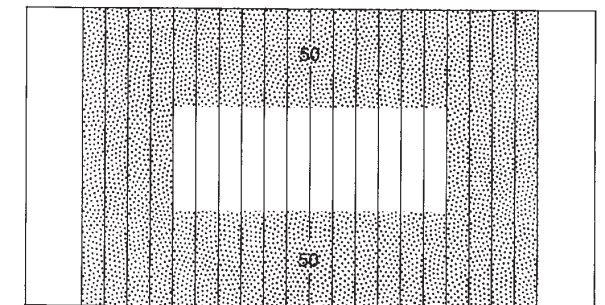
b) Central Playing Area

180' 53'4" 9600 sq ft 9.6 units




c) OUTER PLAYING AREA

38,400 sq ft 38.4 units



d) END ZONES

160' x 30' x 2 = 9600 sq ft 9.6 units



a) FOOTBALL FIELD

360' x 160' = 57,600 sq ft
one unit = 1000 sq ft
57.6 units 57,600 sq ft

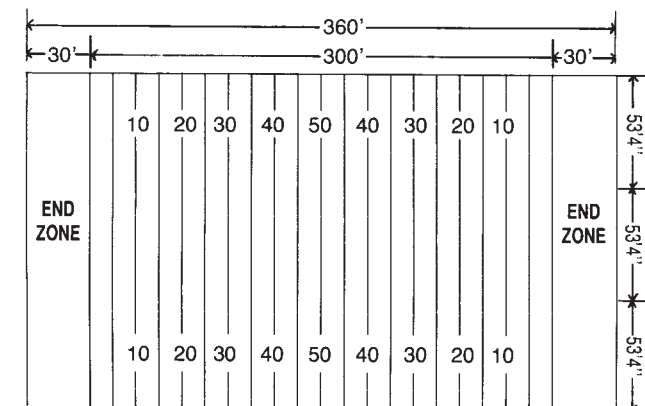


Figure 1. A regulation football field is (a) 57,600 square feet and should be playing area, (c) outer playing area, and (d) endzones.

Oklahoma State University, in compliance with Title VI and VII of the Civil Rights Act of 1964, Executive Order 11246 as amended, Title IX of the Education Amendments of 1972, Americans with Disabilities Act of 1990, and other federal laws and regulations, does not discriminate on the basis of race, color, national origin, gender, age, religion, disability, or status as a veteran in any of its policies, practices, or procedures. This includes but is not limited to admissions, employment, financial aid, and educational services.

Issued in furtherance of Cooperative Extension work, acts of May 8 and June 30, 1914, in cooperation with the U.S. Department of Agriculture, the Director of Cooperative Extension Service, Oklahoma State University, Stillwater, Oklahoma. This publication is printed and issued by Oklahoma State University as authorized by the Vice President, Dean, and Director of the Division of Agricultural Sciences and Natural Resources and has been prepared and distributed at a cost of 20 cents per copy. 0313 Revised GH.

The central playing area will need more attention than the outer playing areas and end zones. Therefore, when preparing maintenance calendar (Figures 2, 3 and 4) for the football field, allocate more of your resources to the central playing area than the outer playing area and end zones. When scheduling work that will take more than one day, always start at the center of the field.

Minimum Care Program

Renovation

- Seed (2 lbs coated seed/1000 sq. ft.) or sprig (10 Bu./1000 sq. ft.) bermudagrass in the spring of each year in high traffic areas

Mowing

- Frequent and at proper height
- Spring 1 1/2 inches
- Summer 2 inches
- Fall 2 inches

Fertilizing

- Conduct basic soil test at least once every 3 years
- Three to five times per year (4 -6 Lbs. N/1000 sq. ft./ year)
- Soluble nitrogen sources

- Do not apply more than 1.25 lbs N/1000 sq. ft. from a soluble nitrogen source in a single application.
- Make P and K fertilizations based on soil test results
- Fertilizer applied in July need only contain nitrogen

Watering

- Programmed to correspond with fertilization
- Avoid wilting during dry periods (July through August)

Dethatching

- Vertical mow areas where thatch has built up once in the spring

Aerification

- Three to five times during early spring before a pre-emergent herbicide is applied

Weed Control

- Post-emergent herbicides to control broadleaf and grassy weeds.
- Pre-emergent herbicide applied in spring to control annual grassy weeds
- Do not apply pre-emergent herbicides in areas that are going to be renovated

TURF MAINTENANCE CALENDAR												
	JAN	FEB	MAR	APR	MAY	JUN	JUL	AUG	SEP	OCT	NOV	DEC
Promoting Growth:												
Renovate												
Mowing												
Fertilization					F		F		F			
Watering												
Dethatching			XXX									
Aerification												
Soil Analysis		??										
Pest Protection:												
Post-emerge					X	X			X	X		
Pre-emerge*			P	P								

*Do not apply a pre-emergent herbicide in areas that are going to be renovated.

Figure 2. Minimum Care turf maintenance program for bermudagrass football fields in Oklahoma.

Table 1: Intramural Maintenance Budget

ITEM	Col. 1 FREQ./ FIELD	Col. 2 NO. OF FIELDS	Col. 3 UNITS*/ FIELD	Col. 4 AMOUNT/ UNIT	Col. 5 COST/ AMOUNT	Col. 6 + ESTIMATED EXPENSES
RENOVATION:						
Seed Bed Preparation					\$	\$
Bermudagrass Sod					\$	\$
Bermudagrass Sprigs					\$	\$
Bermudagrass Seed					\$	\$
Labor					\$	\$
Renovation Expenses:						\$
OVERSEED:						
Perennial Ryegrass					\$	\$
Fertilizer and Application					\$	\$
Labor					\$	\$
Overseed Expenses:						\$
MOWING:						
Equipment 1					\$	\$
72" Rotary Mower & Labor					\$	\$
Mowing Expenses:						\$
FERTILIZATION:						
Fertilizer and Application					\$	\$
Fertilizer and Application					\$	\$
Fertilizer and Application					\$	\$
Fertilizer and Application					\$	\$
Labor					\$	\$
Fertilization Expenses:						\$
IRRIGATION:						
Labor to Run Irrigation					\$	\$
Repairs					\$	\$
Irrigation Expenses:						\$
DETHATCHING:						
Removal of Clippings				0.12 HR	\$	\$
Vertical Mower & Labor				0.03 HR	\$	\$
Dethatching Expenses:						\$
AERIFICATION:						
Aerification & Labor				0.05 HR	\$	\$
Aerification & Labor				0.05 HR	\$	\$
Aerification & Labor				0.05 HR	\$	\$
Aerification & Labor				0.05 HR	\$	\$
Aerification Expenses:						\$
HERBICIDES:						
Post (winter annual program)					\$	\$
Post (summer annual program)					\$	\$
Pre (summer annual program)					\$	\$
Pre (winter annual program)					\$	\$
Herbicide Expenses:						\$
INSECTICIDES:						
White Grub program if needed					\$	\$
Other insecticide if needed					\$	\$
Other insecticide if needed					\$	\$
Insecticide Expenses:						\$
FUNGICIDES:						
If Needed					\$	\$
Fungicide Expenses:						\$
ESTIMATED TOTAL MAINTENANCE COSTS:						\$

* One unit is equal to 1,000 square feet. Not all tasks will be required for the entire field, so use 1,000 square foot units to estimate materials and labor.

** Time required in "man-hours" to complete a given task on 1,000 square feet. You will need to keep your own records to determine the time it actually takes to complete these jobs.

+ Multiply columns 1 through 5 to produce the estimated expense for each item.

have also proven useful on many athletic fields. Caution is recommended when considering Tifway due to its lower winter hardiness than the bermudagrasses previously discussed. Many perennial ryegrasses and intermediate ryegrasses are available for overseeding. Choose ryegrasses that are selected for better transition rather than exclusively choosing based on low price.

Field Drainage

Older field designs on heavy clay soil may call for as much as an 18-inch crown (1.87 percent slope), turtle-backed from

center of field to sidelines, without pockets. In areas with sandy pervious soils, the slope may be reduced to one-quarter to one percent. The parallel sidelines should be level. Sand-based systems may be nearly flat. Place tile systems along the sidelines with catch basins to remove water more rapidly than it will be absorbed through the soil. Except for cases of seepage or high water tables, tiling the entire playing area may do little good because surface compaction impedes water movement to the tile except in the strips immediately over the tile lines.

Medium Care Program

Renovation

- Seed (2 lbs coated seed / 1000 sq. ft.) or sprig (10 Bu. / 1000 sq. ft.) bermudagrass in the spring of each year in high traffic areas

Mowing

- Frequent and at proper height
- Spring 3/4 inches
- Summer 1 1/2 inches
- Fall 1 1/2 inches

Fertilizing

- Conduct basic soil test at least once every 2 years
- Five times per year (6 Lbs. N/1000 sq. ft./year)
- Soluble nitrogen sources
- Make P and K fertilizations based on soil test results
- Fertilizer applied in June, July and August need only contain nitrogen

Watering

- Programmed to correspond with fertilization
- Maintain good color and vigor

Dethatching

- Vertical mow once in the spring those areas where thatch has built up

- Program to correspond with pre-emergent herbicide applications

Aerification

- Five times per year, monthly starting in March

Weed Control

- Pre-emergent herbicide applied in spring and early summer
- Post-emergent herbicide applied in fall and late winter to control annual broadleaf and grassy weeds (a non-selective herbicide such as Roundup can be used during Bermuda dormancy in winter)
- Post-emergent herbicides in summer to control annual broadleaf and grassy weeds
- Do not apply pre-emergent herbicides in areas that are going to be renovated

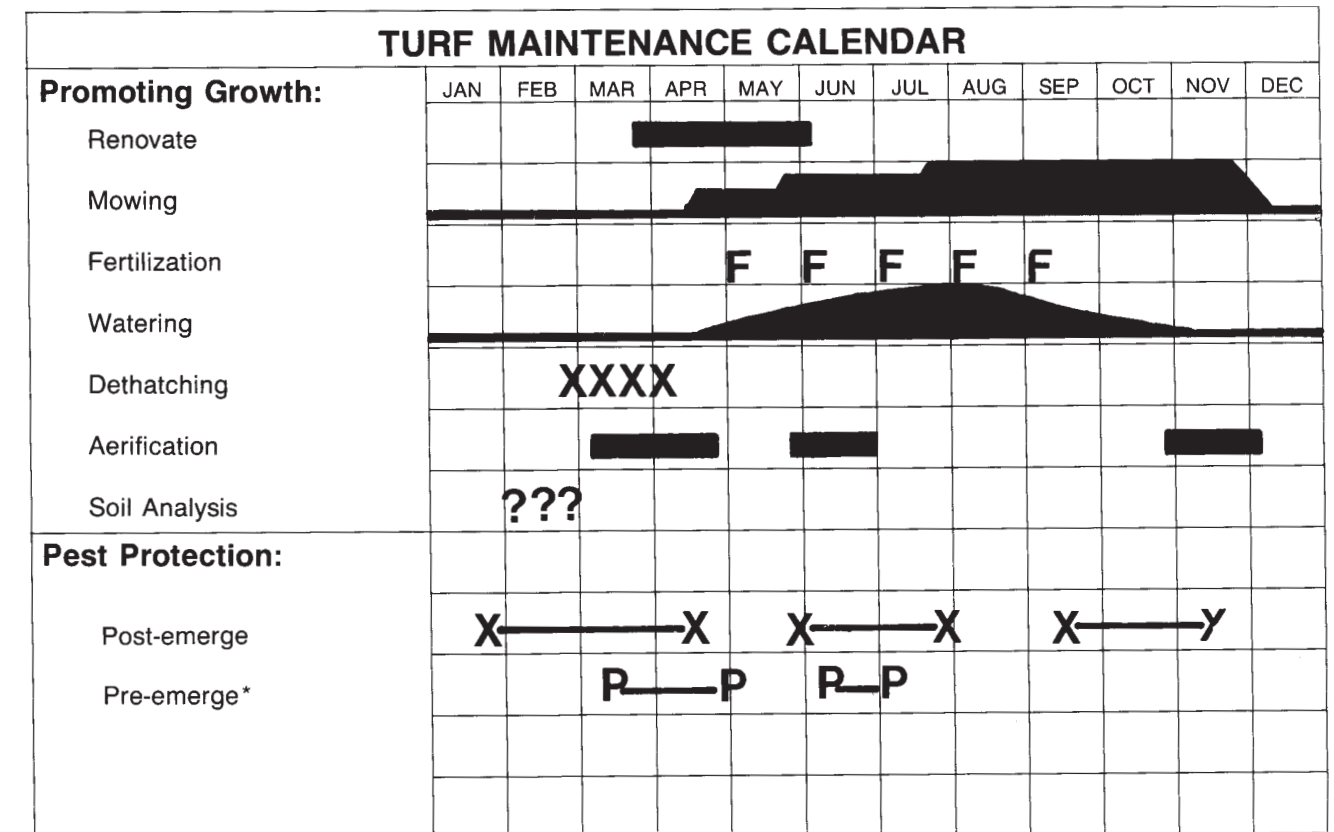
Maximum Care Program

Winter Overseeding

- Seed football fields with perennial or intermediate ryegrass (10-15 Lbs./1000 sq. ft.) in September

Renovation

- Sod or sprig (10 Bu./1000 sq. ft.) bermudagrass in the spring of each year in high traffic areas



*Do not apply a pre-emergent herbicide in areas that are going to be renovated

Figure 3. Medium care program for bermudagrass football fields in Oklahoma.

Mowing

- Frequent and at proper height with a reel mower only
- Spring 3/4 inches
- Summer 1 inches
- Fall 1 to 1 1/2 inches

Fertilizing

- Conduct basic soil test at least once every year
- Five times (7 times if winter overseeding) per year (6 – 7 lbs. N/1000 sq. ft./year)
- Fast and slow-release nitrogen sources
- Make P and K fertilizations based on soil test results
- Fertilizer applied in June and August need only contain nitrogen

Watering

- Program to correspond with fertilization, aerification, and herbicide treatments
- Maintain good color and vigor
- Never allow the field to wilt

Dethatching

- Vertical mow once in the spring those areas where thatch has built up (end zones)
- Programmed to correspond with pre-emergent herbicide applications

Aerification

- Five times per year, monthly starting in March

Top Dressing

- Two times per year using a sand or sandy loam soil
- Program to correspond with renovation and overseeding

Weed Control

- Pre-emergent herbicides applied in fall, spring and early summer as per label
- Post-emergent herbicides applied in late winter to control annual broadleaf and grassy weeds (a non-selective herbicide such as Roundup can be used when bermuda is dormant)
- Post-emergent herbicide applied in summer to control annual broadleaf and grassy weeds
- Do not apply pre-emergent herbicides in areas that are going to be renovated

Insect Control

- Insect problems such as white grub, sod webworm, and cutworms can be controlled during the Spring and late summer of the year

Disease Control

- During the warm, humid spring and fall of the year control of plant diseases may be required. Damping off diseases can be a problem when overseeding with ryegrass

A good breakdown of the athletic field areas combined with a maintenance calendar based on sound turfgrass recommendations can be used to develop a budget for the required labor and materials. Once this information is pulled together into a *budgeted maintenance program*, then the turfgrass manager has guidelines from which to conduct the maintenance program. It is not always possible to take into consideration every consequence when preparing a budget for turfgrass maintenance (i.e., weather, equipment breakdowns, unexpected pest problems, etc.), but with a *good guideline*, and subsequent *record keeping* on actual labor and material costs, the turfgrass manager will become *more efficient* at adequately budgeting and solving turfgrass problems.

The budget can be prepared using several different methods. However, when the fields are broken down into units of 1000 square feet, estimates for maintenance costs can be adjusted more easily. For example, the entire field may not need to be sodded, but it will need fertilizer. Fill in the frequency per field, the number of fields, the units per field, the amount of material or labor needed per unit, and the cost per amount needed (Table 1). The product of these five numbers will be the estimated expense for each item. Subtotal each maintenance practice, (i.e., Renovation, Mowing, Fertilization, etc.) and the total of all maintenance practices.

If the estimated budget is too large, then before eliminating an entire maintenance practice, try reducing the number of units per field or the frequency per field. Remember, the central playing field is around 10 units and will need more care and attention. *Concentrate your resources* on these 10 units and work outwards towards the sidelines and end zones.

Soil Fertility

Initial phosphorus (P) Test Index should be 65. If insufficient apply as per the following table.

Suggested Rate of P ₂ O ₅ Application* in pounds				
If P Test Index is	or P Soil ppm is	Add P ₂ O ₅ Per 1000 Sq. Ft.	Add P ₂ O ₅ Per acre	Per Standard Football Field (1.32 acres)
10	5	1.4	60	79
20	10	0.9	40	53
30	15	0.7	30	40
40	20	0.5	20	26
65+	32	none	none	none

*Ten pounds of 0-20-0 will equal 2 pounds of P₂O₅

*Ten pounds of 0-45-0 will equal 4.5 pounds of P₂O₅.

*One pound of P₂O₅ is equal to .44 pounds of (P) phosphorus.

Initial Potassium (K) Soil Test Index should be 250. If insufficient apply as per the following table.

Suggested Rate of K ₂ O Application* in pounds				
If K Test Index is	or K Soil ppm is	Add K ₂ O Per 1000 Sq. Ft.	Add K ₂ O Per acre	Per Standard Football Field (1.32 acres)
60	30	3.2	140	185
75	38	1.8	80	106
125	63	1.1	50	66
200	100	0.7	30	40
250+	125	none	none	none

*Ten pounds of 0-0-60 will equal 6 pounds of K₂O

*One pound of K₂O is equal to .83 pounds of (K) potassium.

The recommended pH for bermudagrass is between 6 and 7. Never add lime unless recommended by a soil test. Limestone may be applied to raise the soil pH. Finely ground limestone acts faster than coarsely ground material. For turf use, at least one-half should pass a 100 mesh screen and all should pass a 10 mesh screen.

Suggested Rate in Pounds ECCE* Finely Ground Limestone		
pH	1000 sq. ft.	Acre
Over 7.1	0	0
7.1	15	667
7.0	15	667
6.9	23	1,000
6.8	31	1,333
6.7	39	1,667
6.6	46	2,000
6.5	61	2,667
6.4	77	3,333
6.3	92	4,000
6.2	107	4,667
6.1	122	5,333
6.0	138	6,000

*Effective Calcium Carbonate Equivalent

The most convenient times to make limestone applications are in the late fall, winter and early spring. Ground limestone can be applied at any time, but the summertime rate for hydrated lime should be under 1,000 pounds per acre, or 20 to 25 pounds per 1,000 square feet. Lime should not be applied immediately before or after fertilizer containing ammonia.

The lime, phosphorus and potassium can be incorporated into the soil to a depth of 4 to 6 inches at the time of establishment in order to achieve more immediate results.

Best Turfgrass Varieties

The best cold hardy, seeded bermudagrass types include Riviera and Yukon bermudagrass. The best cold hardy vegetative hybrid bermudagrasses include Latitude 36, NorthBridge and Patriot. Astro and common bermudagrass sold as U-3

