



EXTENSION

# Meshing Soybean Weed Management with Agronomic Practices in Oklahoma

March 2020

within the cropping system. Crop competition strategies of planting population, planting date and row spacing are cultural control options that can fit production and weed control goals. These systems can significantly reduce the impact of weeds but growers also need to understand how cultural management can alter chemical application decisions. Optimizing herbicide management within individual production systems will be needed for successful management of weedy pests in Oklahoma soybean systems.

## References

- Arce, G.D., P. Pedersen, and R.G. Hartzler. 2009. Soybean seeding rate effects on weed management. *Weed Tech.* 23:17-22.
- Bensch, C.N., M.J. Horak, and D. Peterson. 2003. Interference of redroot pigweed, palmer amaranth, and common waterhemp in soybean. *Weed Sci.* 51(1):37-43.
- Bradley, K.W. 2014. A review of the effects of row spacing on weed management in corn and soybean. Online. *Crop Management* doi:10.1094/CM-2006-0227-02-RV.
- Hay, M., D. Peterson, and D. Shoup. 2017. Pigweed control in double crop soybean. K-State eUpdate. Issue 633.

- Kells, J.J., C.D. Dalley, and K.A. Renner. 2004. Effect of glyphosate application timing on weed control and grain yield in corn. *Weed Tech.* 16:603-611.
- Knezevic, S.Z., Evans, S.P., and Mainz, M. 2003. Row spacing influences the critical timing for weed removal in soybean (*Glycine max*). *Weed Technol.* 17:666-673.
- Klingaman, T.E., and L.R. Oliver. 1994. Palmer amaranth interference in soybean. *Weed Sci.* 1(3):199-206.
- Mulugeta, D., and C.M. Boerboom. 2000. Critical time of weed removal in glyphosate-resistant *Glycine max*. *Weed Sci.* 48:35-42.
- Soltani, N., R.E. Nurse, A.J. Jhala, and P.H. Sikkema. 2019. The critical weed-free period in glyphosate-resistant soybean in Ontario is similar to previous estimates using glyphosate-susceptible soybean. *Canadian J. Plant Sci.* 99(4):437-443.
- Renner, K.A., and J.A. Mickelson. 1997. Weed control using reduced rates of post-emergence herbicides in narrow and wide row soybean. *J. Prod. Agric.* 10:431-437.
- Van Acker, R.C., C.J. Swanton, and S.F. Weise. 1993. The critical period of weed control in soybean. *Weed Sci.* 41:194-200.

Sarah Kezar

Graduate Research Assistant, Plant and Soil Sciences

Josh Lofton

Cropping System Specialist, Plant and Soil Sciences

Todd Baughman

Row-Crop Weed Science Extension Specialist  
Institute for Agricultural Bioscience

Soybeans are grown in diverse production systems in Oklahoma. This can be seen in variability of cultural management practices that are utilized throughout the state. Appropriate planting dates for soybeans range from early April through early July. This time frame includes nearly half of the total soybean production acres in Oklahoma that are grown in a double-crop system (where soybean is planted following small grain harvest). Double-crop systems are typically planted from mid-June through early-July. Similar variability also can be observed with soybean planting populations as recent surveys indicated that Oklahoma seeding rates ranged from 65,000 to 200,000 seeds per acre. Variability not only makes it difficult to determine best management practices for individual fields but can also drastically influence the management of other production inputs.

Weed management in Oklahoma soybean fields has continued to be one of the greatest challenges facing producers. Inadequate control is one of the most yield-limiting factors, with yield losses of up to 79% being associated with as few as three weeds per foot of row (Klingaman and Oliver, 1994; Bensch et al., 2003). Early-season weed control is important, with the time between emergence to the third to sixth trifoliolate being the most critical period (Hay et al., 2017; Soltani et al., 2019). Additionally, increases in herbicide-resistant weeds have become a growing issue for Oklahoma producers. Resistance has resulted in fewer chemical control options and requires growers to implement alternative management strategies, which complicates their decision making.

Growers need to understand how weed management decisions change within these highly variable systems. Furthermore, understanding how cultural management practices can serve as weed control tools will continue to be critical.

Oklahoma Cooperative Extension Fact Sheets  
are also available on our website at:  
[extension.okstate.edu](http://extension.okstate.edu)

## Using Seeding Rate, Plant Populations and Planting Date to Aid in Weed Management

### Basic concept

Seeding rates have continued to be a critical topic for most soybean producers. Generally, planting recommendations are set as a means to optimize yields. However, altering seeding rates can have a major impact on how the crop can compete with weeds.

The primary goal for using the seeding rate to aid in weed management is through crop-weed competition for critical resources, such as water, nutrients and/or sunlight. Increasing the seeding rate typically will result in greater intra-row (within the same row) competition, resulting in higher vegetative growth during the early season. Early vigorous growth will result in rapid canopy closure, which will limit the amount and quality of sunlight that will reach the lower canopy or soil surface, thus shading new and emerging weeds.

### Higher Seeding Rate and Weed Control

This practice can be highly effective at helping to manage weeds in-season. Several studies shown that, when paired with in-season herbicide applications, higher seeding rates could significantly decrease weed density (Renner and Mickelson, 1997; Kells et al., 2004). When weeds are present, increasing soybean seeding rates can decrease the total weed biomass (Arce et al., 2009). This cannot be a stand-alone practice, as increasing seeding rates cannot fully replace in-season herbicide applications. However, if growers move the opposite way and decrease seeding rates as a means to decrease input costs, proper timing of herbicide applications will become more critical as rate of canopy closure will decrease with less intra-row competition. In this case, growers should evaluate the economic benefits of using less seed versus weed management issues. While limited data is available, a producer could potentially benefit from an increased seeding rate on fields with herbicide-resistant weeds.

Oklahoma State University, as an equal opportunity employer, complies with all applicable federal and state laws regarding non-discrimination and affirmative action. Oklahoma State University is committed to a policy of equal opportunity for all individuals and does not discriminate based on race, religion, age, sex, color, national origin, marital status, sexual orientation, gender identity/expression, disability, or veteran status with regard to employment, educational programs and activities, and/or admissions. For more information, visit <https://eeo.okstate.edu>.

Issued in furtherance of Cooperative Extension work, acts of May 8 and June 30, 1914, in cooperation with the U.S. Department of Agriculture, Director of Oklahoma Cooperative Extension Service, Oklahoma State University, Stillwater, Oklahoma. This publication is printed and issued by Oklahoma State University as authorized by the Vice President for Agricultural Programs and has been prepared and distributed at a cost of 20 cents per copy. 03/2020 GH.

## Planting Date and Weed Management

Planting date can drastically alter several aspects of a soybean production system. Optimum planting typically will entail reaching a critical soil temperature threshold with adequate soil moisture to allow for quick germination and rapid emergence. Planting too early could result in slow emergence and decreased early-season growth, but could potentially avoid drought stress during critical low rainfall periods. While later planting could encourage rapid emergence, stress later in the season can decrease overall vegetative and reproductive production.

Weed management is often not a primary focus when growers are determining when to plant. However, growers always should be considering how shifting planting date could alter in-season weed management. From a weed control standpoint, growers should aim to plant before or after a major flush of weeds. This can be challenging as emergence is usually a continual process throughout the spring and early summer months, but some considerations should be made.

One of the most critical periods for weed control in soybean production systems has been documented to be from emergence through the V3 growth stage (Van Acker et al., 1993; Mulugeta and Boerboom, 2000). In most production systems, this would mean maintaining a weed-free environment for the first two to three weeks of production. Prior to this period, not enough vegetative material is present to allow the soybean plant to adequately compete with emerging and growing weeds. This may be true for early planted or full-season soybean production, but later planted soybeans will accumulate less biomass by the V3 stage. Therefore, longer control may be needed to ensure minimal yield loss.

## Field Research Findings and Recommendations

A trial took place at the Mingo Valley Research Station Bixby from 2017-2018 (Figures 1 and 2) to evaluate herbicide programs at three different planting dates in. The three planting dates include an early (April), delayed (mid-May) and late (mid-June) timing, where the early timing represented when conditions were acceptable. All postemergent applications were made using glyphosate (RoundUp® PowerMax) and dicamba (XtendiMAX®). Preemergent herbicides were applied as a tank mix of pyroxasulfone (Zidua®), glyphosate (RoundUp® PowerMAX) and dicamba (XtendiMax®).

Indifferent of planting date or year, pairing preemergent herbicides with in-season herbicide applications resulted in higher yields (Figures 1 and 2) and fewer weeds (Figure 3). Applications made further into the season had a positive effect on weed control but did not increase yields consistently. The use of preemergent herbicides always resulted in higher yields and better weed management, which also held true with the late-planted soybean. In fact, preemergent herbicides could be considered more important in late-planted soybean compared to earlier planted, with greater yield loss and less weed control when preemergent herbicides were omitted.

Overall, agronomic management and weed control are critical components to soybean production systems. Appropriate IPM strategies will attempt to integrate cultural practices to help manage, control and suppress weed competition

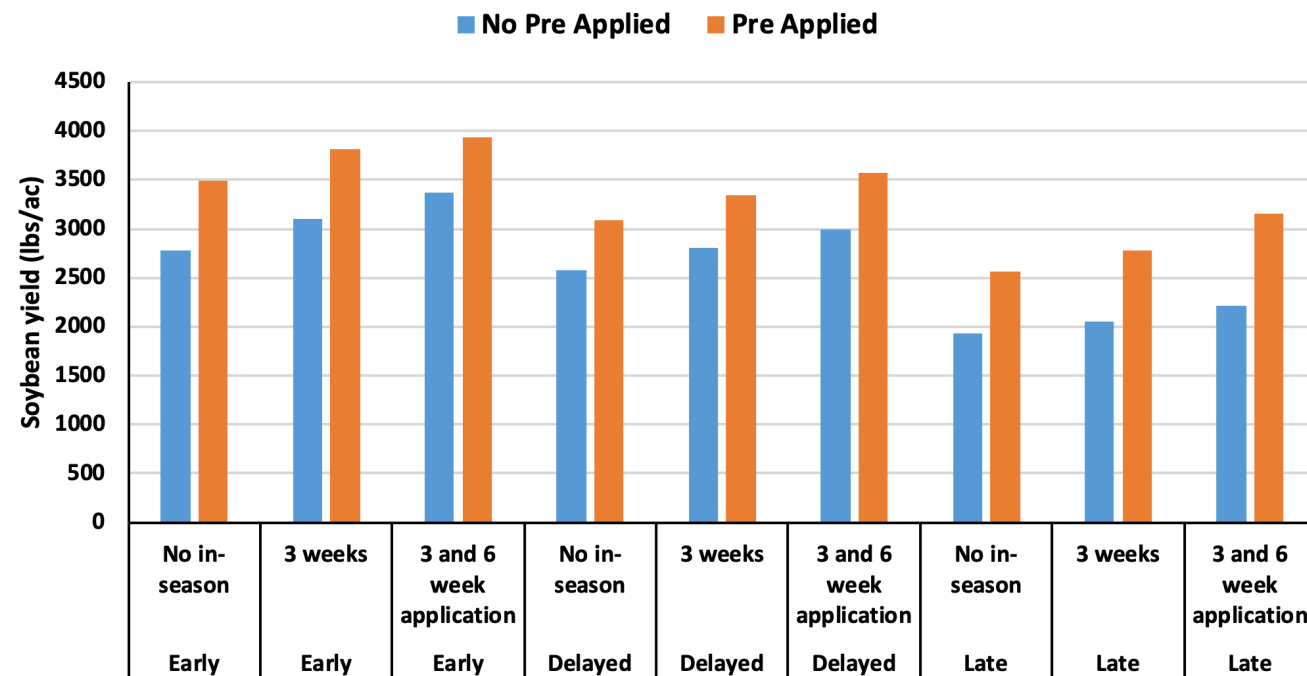


Figure 1. Impact of planting date and herbicide application on soybean yield, measured in pounds per acre, at the Mingo Valley Research Station, 2017.

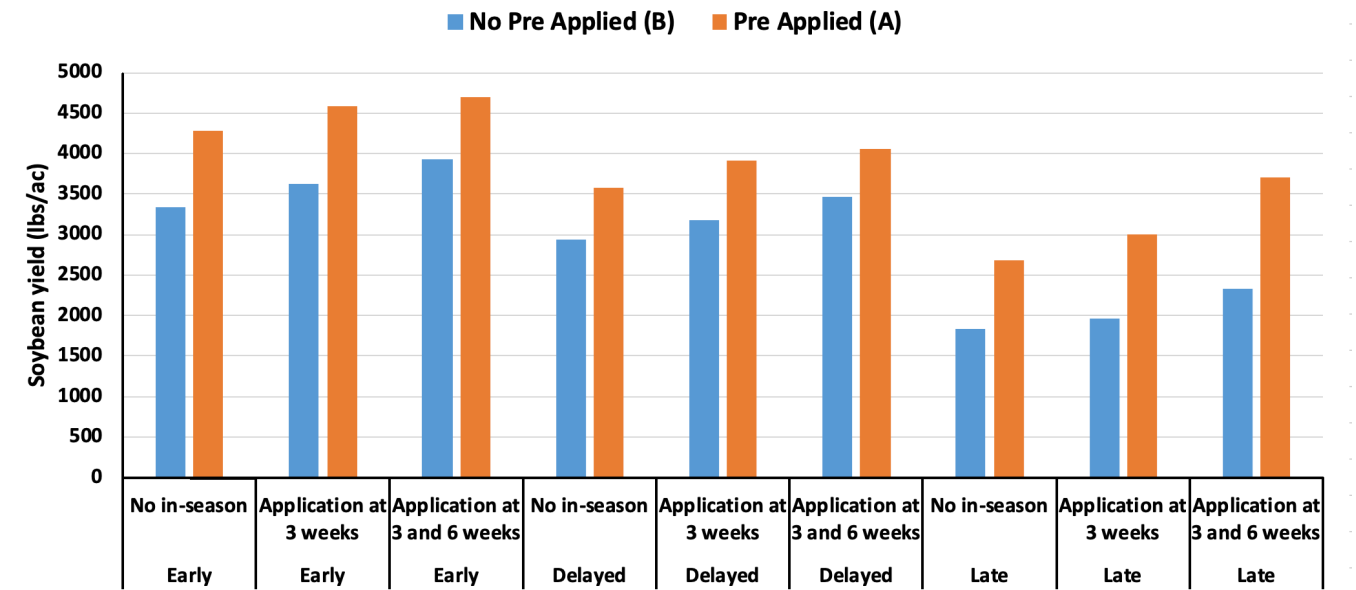


Figure 2. Impact of planting date and herbicide application on soybean yield, measured in pounds per acre, at the Mingo Valley Research Station in 2018.

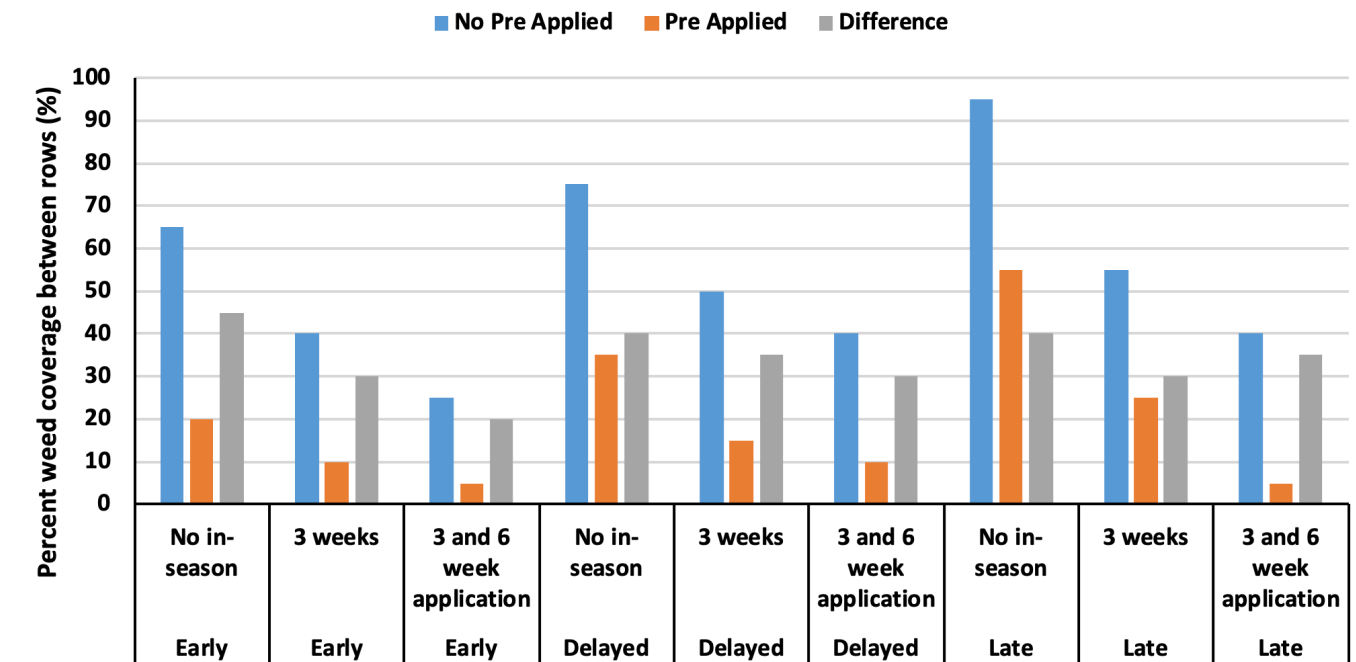


Figure 3. Determining how planting date and herbicide applications influence the percent weed coverage when measured between the rows for 3 feet. Data includes planting date timings with and without pre-emergence herbicide applications as well as the difference between applied and non-applied pre-emergence applications.